

# **High Efficiency Class-E Amplifier Utilizing GaN HEMT Technology**

**William L. Pribble, James M. Milligan, Raymond S. Pengelly  
Cree Inc., Durham, NC 27703 USA**

## **Abstract**

A class-E power amplifier based on a GaN HEMT cell has been designed and tested. Around 2GHz, the amplifier provides 10 watts with associated PAE of 85% and gain of 12dB. Class-E amplifiers have shown high power and PAE at VHF and high efficiency at S-band, but this result is the first demonstration of class-E efficiency with high associated power, greater than 10 watts, at microwave frequencies. The unique combination of high current HEMT operation and high breakdown voltage afforded by wide-bandgap technology, inherent with GaN HEMTs, makes this result possible.

## **Introduction**

The GaN HEMT cell used for this design nominally provides 10 watts at p1dB with associated gain of 17dB at 2 GHz when operated in class-AB mode. The breakdown voltage is typically greater than 100 volts.

Ideal class-E operation produces drain voltages approximately 3 times greater than the bias voltage. Another limitation that has been derived for ideal operation relates bias voltage, peak current, output capacitance and maximum operating frequency is shown in the following expression:

$$f_{\max} := \frac{I_{\max}}{56.5 \cdot 10^{-12} \cdot C_s \cdot V_{CC}}$$

Based on this expression, power can only be optimized with high breakdown voltage if the ratio of  $I_{\max}$  to output capacitance remains high. Considering all active devices available for use in microwave amplifiers, GaN HEMTs offer the best trade for class-E operation.

## **Design and Results**

A non-linear model of the GaN HEMT has been developed and used to design a class-E hybrid amplifier which operates around 2 GHz. The output match is based on classic class-E theory, integrating the entire drain-source capacitance,  $C_{ds}$ , into the output matching network design. The input match is designed to provide a reasonable match at approximately 25%  $I_{dss}$ , which is the full power operating point. This should provide peak gain under full RF drive. The amplifier has been constructed using alumina substrates on which the input and output distributed networks are fabricated. The amplifier, as constructed, is shown in Figure 1. The amplifier has been measured for saturated output power and PAE around 2GHz with results shown in Figure 2. The PAE is greater than 82% with output power above 10 watts from 1.9 to 2 GHz. Since the class-E amplifier is modulated through the drain supply, a plot of power and PAE with drain voltage is shown in Figure 3.

## **Conclusions**

A 10 watt class-E amplifier operating at 2GHz with ~84% PAE has been demonstrated using GaN HEMT technology. The high current and breakdown voltage, along with high  $F_t$  that are possible using the GaN HEMT make high frequency class-E operation possible.

Copyright © 2006 IEEE. Reprinted from the 2006 IEEE Radio and Wireless Symposium.

This material is posted here with permission of the IEEE. Such permission of the IEEE does not in any way imply IEEE endorsement of any of Cree's products or services. Internal or personal use of this material is permitted. However, permission to reprint/republish this material for advertising or promotional purposes or for creating new collective works for resale or redistribution must be obtained from the IEEE by writing to [pubs-permissions@ieee.org](mailto:pubs-permissions@ieee.org)

By choosing to view this document, you agree to all provisions of the copyright laws protecting it.




Figure 1 – Class-E Amplifier Module

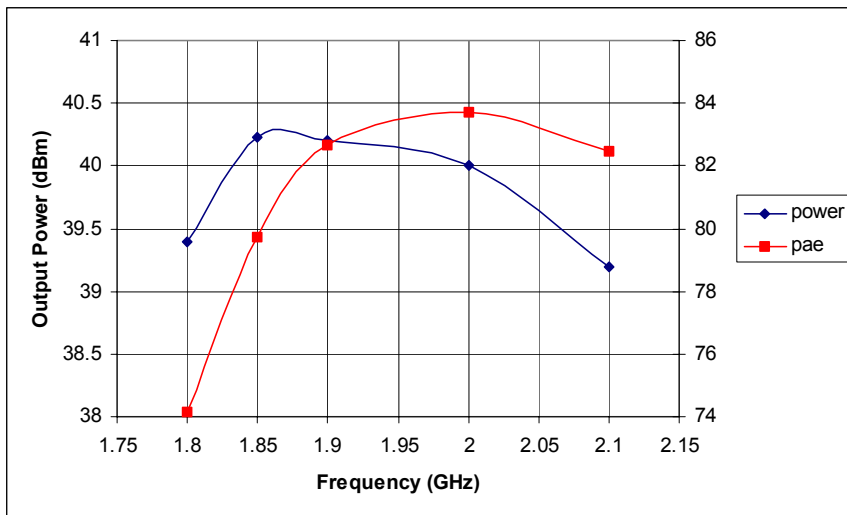


Figure 2 – Class-E Amplifier Measured Performance

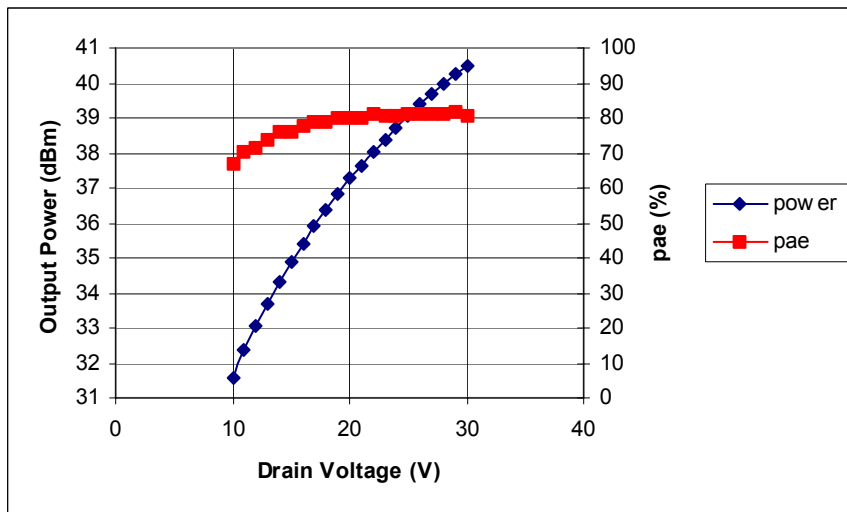


Figure 3 – Class-E Amplifier Drain Modulation